

Contents

➤ 01 – Registration	Page 1
➤ 02 – Login	Page 3
➤ 03 – Visible name	Page 3
➤ 04 – Personal data	Page 4
➤ 05 – PSA-values	Page 5
➤ 06 – Other values	Page 6
➤ 07 – Treatments	Page 7
➤ 08 – Drugs	Page 8
➤ 09 – Appreciations	Page 9
➤ 10 – Reports	Page 10
➤ 11 – Subscriptions	Page 11
➤ 12 – Logout	Page 11
➤ 13 – Link to your story	Page 12

01 – Registration

myProstate.eu

Home Contact Links Login

Prostate Cancer - Personal Reports Search

Create report Login

Download-Center

Therapy appreciations

View reports

- show all reports
- own selection
- latest reports
- new data updates

Watchful Waiting

- Active Surveillance
- Watchful Waiting

Prostatectomy

- Open surgery
- DaVinci
- Laparoscopy
- other RPE

Radiation therapy

- LDR - Brachy
- HDR - Brachy
- IMRT
- Protons
- Ions
- other RT

Hormonal therapy

Your e-mail: [Forgot your password?](#)

Password:

[Instructions for registration and recording your own PCa-History](#)

Information for users:

The user agrees by registering that he has read the disclaimer and that his reports are kept free of racist, slanderous and offending comments.

A unique non-public warning will be made in the case of a breach of these rules. In case of another violation of the rules, the right for further reporting will be removed permanently for this user without prior notice.

The owner of this website reserves the right to delete any reports, which are not compatible with the purpose of this website, without any explanation or discussion.

New Registration

Your e-mail:

Password:

Repeat Password:

- Click the **login-button** on the top right
- Under **New Registration:**
 - enter your e-mail address
 - enter a password
 - repeat the password
- Caution: the password is **case sensitive!**

- Accept **disclaimer** and **legal information**.
- Fill in the **spam protection** as follows:

I agree with the [disclaimer and legal information!](#)

For the spam protection please enter both words.



For help please click [here](#)

- The two words displayed above have to be written into the empty field. The words may be case sensitive.
In this example: *for sureat*

- Click on this icon if the word can not be clearly read or recognized.



You will see new words. In this example: *two supremier* Write them into the empty field.



- **Click the "Register" button.**
- **Wait for the e-mail confirming your registration.**
- **Confirm the registration by clicking on the link** in that registration mail. Only then is the registration and confirmation completed. A login before that is not possible.

02 – Login

myProstate.eu

Home Contact Links Login

Prostate Cancer - Personal Reports Search

Create report **Login**

Download-Center

Therapy appreciations

Your e-mail: [Forgot your password?](#)

Password: **Login**

[Instructions for registration and recording your own PCa-History](#)

Information for users:

The user agrees by registering that he has read the disclaimer and that his reports are kept free of racist, slanderous and offending comments.

A unique non-public warning will be made in the case of a breach of these rules. In case of another violation of the rules, the right for further reporting will be

Once you have confirmed the registration-mail you can login for the first time.

- Click the **login-button** on top right.
- Under **Login**
 - enter your e-mail address
 - enter password
 - click the login button
- The page "**visible name**" will appear when you **login the first time**.

03 – Visible name

myProstate.eu

Home Contact Links About us Logout

Prostate Cancer - Personal Reports Search

Create report **Visible name**

Download-Center

Therapy appreciations

Select your visible name: **Save**

Note: The visible name can not be changed by you but only by the moderator!

Hints on selecting your visible name:

- If you are already registered in a prostate-discussion forum, it is advisable to use this user name.
- If this is not the case, the following namings are recommended:
 - First name and age group: for example Franz46, Beat1938, Peter_1953
 - First name and first letter of name: for example HansM, Juerg_P
 - Pseudonym - pseudonym: e.g. Pierrot, Swissboy
 - Your real name: for example John Smith
- The visible name should not be too long, so that it is for space reasons completely visible in the query tables. So for example not "Harald from San Francisco"

- Think well about the name you want to choose here. Material posted on the internet is freely accessible to others through Search Engines. It is becoming a frequent practice to "google" for personal information and you should be aware of this when entering your name. If this is of concern, you may wish to conceal your name by using a pseudonym.

You will not be able to change this visible name yourself (can only be done by the moderator on request).

- We urge you to read the **explanatory notes concerning this naming**.

04 – Personal data

Once you have saved the "visible name", you will be redirected to the page "**Personal Data**"

Personal data	PSA values	Other values	Treatments	Drugs	Appreciations	Reports	Subs etc.
---------------	------------	--------------	------------	-------	---------------	---------	-----------

Personal data	
Name: *	Smith
Prenome: *	Peter
Street + No: *	Gardenstreet 12
Postal Code: *	
City: *	Conally
Ctry: *	UNITED KINGDOM (Great Britain) ▼
State/Province: *	
Date of Birth: *	20 .11 .1946 <small>only the age in years will be shown!</small>
Phone: *	
Contact allowed? *	Yes ▼
Occupation:	Teacher
Hobbies:	Mushrooms
Miscellaneous:	
My Website:	

Data at initial diagnosis	
Date: *	10 .12 .2003
PSA in ng/ml: *	4.50
Biopsied?	Yes ▼
TUR-P?	No ▼
Gleason Sum:	4 + 5 = 9
T-N-M-Stages:	T2c N1 M1
Remark:	

Maximum measured prostate volume	
Date:	05 .06 .2002
PSA in ng/ml:	3.80
Volume in ml or cm ³ :	55

Postoperative pathological data	
Date:	13 .01 .2006
Gleason Sum:	4 + 5 = 9
p-T-N-M-Findings:	T2c N1 M1
Margins:	R1
p-L-V-P-G-Findings:	Gx
See report of:	13 .01 .2006

Login data	
E-Mail: *	tester_10@myprostate.eu
Password: *	●●●●●●
Repeat Password: *	
Visible name: *	Peter Smith
Language: *	english ▼

* Required information. The date of birth is needed for the calculation of the age at diagnosis and for the graphics.
* optional information

Only the bright green fields are visible to others!

Please note that as long as you have not yet written a report your data, graphics and tables will not be visible for third parties.

Save

The following points have to be observed strictly when entering the **personal data**:

- **E-mail and password** are automatically set by the registration and have only to be completed if they have to be changed.
- All fields marked with a red asterisk (*) have to be filled in. If all of these fields are not filled, no further data such as PSA values and treatments etc can be entered.
- Only the **green fields** will be visible later for other users!
- **PSA values** can be entered with dots or commas but will appear only with a decimal point after saving.
- Be sure to click the **green "Save" button** before changing to another page! Otherwise the new input or the changes will be lost!

Attention: Always save your work in between as the system will logout automatically after 30 minutes without a saving action!

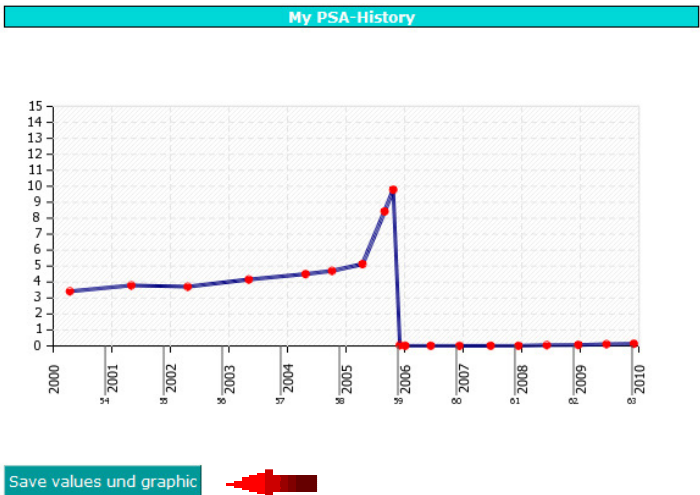
Instructions for Recording your PCa-History

05 – PSA values

When personal details are filled in completely you can switch to of the other menus as PSA values, treatments etc.



No	PSA-History*		Doubling time in years**				delete
	Date	Value	1 Period	2 Periods	4 Periods		
1.	14.04.2000	3.42				X	
2.	02.05.2001	3.79	7.08			X	
3.	19.04.2002	3.71	--	17.15		X	
4.	05.05.2003	4.16	6.32	14.94		X	
5.	23.04.2004	4.50	8.56	7.23	10.17	X	
6.	05.10.2004	4.70	7.21	8.08	11.05	X	
7.	13.04.2005	5.12	4.22	5.22	6.43	X	
8.	29.08.2005	8.42	0.53	1.07	2.28	X	
9.	22.10.2005	9.78	0.68	0.56	1.34	X	
10.	02.12.2005	0.05	--	--	--	X	
11.	05.01.2006	0.01	--	--	--	X	
12.	13.06.2006	0.01	--	--	--	X	
13.	09.12.2006	0.01	--	--	--	X	
14.	22.06.2007	0.01	--	--	--	X	
15.	12.12.2007	0.01	--	--	--	X	
16.	06.06.2008	0.05	0.21	0.41	0.85	X	
17.	19.12.2008	0.06	2.04	0.40	0.79	X	
18.	13.06.2009	0.11	0.55	0.90	0.57	X	
19.	01.12.2009	0.14	1.35	0.78	0.52	X	
20.							
21.							
22.							



Save values und graphic


* by ng/ml (Attention: decimal point instead of decimal comma!)
 ** The PSA doubling times will be calculated automatically!

The following points have to be observed strictly when entering the **PSA values**:

- **PSA values** can be entered with dots or commas but will appear only with a **decimal point** after saving.
- The **Doubling Times will be calculated automatically** after you have entered and saved the PSA values
- The **graphic** will only appear after you entered the first value and after you have saved your input.
- If you have **forgotten some values** you can enter them retrospectively. The new values will be sorted in the right date place after saving.
- **Dates and values** can be corrected directly in the relevant fields. The changes will be stored only after clicking the Save button.
- Theoretically you can enter an **infinite number of PSA values**. The chart will expand automatically so that you will always see at least three blank lines.

Attention: Always save your work in between as the system will logout automatically after 30 minutes without a saving action!

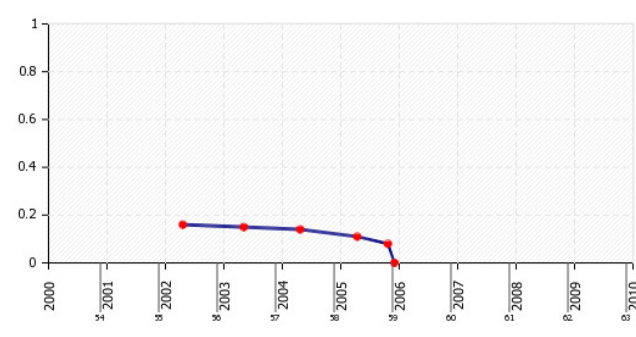
06 – Other values


Personal data PSA values **Other values** Treatments Drugs Appreciations Reports Subs etc. 

You can add as many values as you want.
The table will be extended accordingly.

Other values - 1			
Description		free PSA	
Unit		quotient	
No	Date	Value	Delete
1.	19.04.2002	0.16	<input type="checkbox"/>
2.	05.05.2003	0.15	<input type="checkbox"/>
3.	22.04.2004	0.14	<input type="checkbox"/>
4.	13.04.2005	0.11	<input type="checkbox"/>
5.	22.10.2005	0.08	<input type="checkbox"/>
6.	02.12.2005	0.00	<input type="checkbox"/>
7.			
8.			
9.			
10.			
11.			
12.			
13.			
14.			
15.			

My free PSA-History



Save values und graphic  Delete entire graphic as well as values

The following points have to be observed strictly when entering the **other values**:

- First enter the **name**: for example "Testosterone" or "free PSA"
- Then enter the **unit of measure**: for example "ng/ml", "quotient" or "%". Then save.
- **Other values** can be entered with dots or commas but will appear only with a **decimal point** after saving.
- The **graphic** will only appear after you entered the first value and after you have saved your input.
- If you have **forgotten some values** you can enter them retrospectively. The new values will be sorted in the right date place after saving.
- **Dates and values** can be corrected directly in the relevant fields. The changes will be stored only after clicking the Save button.
- Theoretically you can enter an **infinite number of values**. The chart will expand automatically so that you will always see at least three blank lines.

Attention: Always save your work in between as the system will logout automatically after 30 minutes without a saving action!

07 – Treatments



Treatments: recording, editing or deleting

from	till	PSA *	Treatment *	Clinic	City
		0	Please choose ▾		

* required PSA value at the beginning of treatment. At least one treatment should be indicated!

Save Cancel Delete

Treatments up to now

from	till	PSA	Treatment	Clinic	City
10.01.06	17.01.06	11.50	Open surgery	Prostatecenter	London


A treatment already entered may be edited by clicking onto this treatment!

The following points have to be observed strictly when entering the **treatments**:

- **from**: date at the start of the treatment
- **to**: date at the end of the treatment
- **PSA**: PSA value at the start of the treatment.
- **Treatment**: choose one of the pre-defined treatments (drop-down list).
- **Clinic and City**: completion is not mandatory but could be informative.
- **Treatments up to now**: Once a treatment is saved, it appears at the bottom of the screen.
- **Modifications of past treatments**: Click onto the past treatment you want to modify. This treatment will then appear in the upper input fields. There you can modify the data. The modifications will only be saved once you click the "Save" button. Click the "Cancel" button if you want to dismiss the modifications before saving.
- **Deleting of past treatments**: Click onto the past treatment you want to delete. This treatment will then appear in the upper input fields. The treatment will be deleted by clicking onto the "Delete" button.
- As soon as the treatments are saved, they will appear in the **graphics of PSA and other values**.

Attention: Always save your work in between as the system will logout automatically after 30 minutes without a saving action!

08 – Drugs

Personal data PSA values Other values Treatments **Drugs** Appreciations Reports Subs etc. 

Medication: recording, editing or deleting

from *	to	Medication or NEM *	Quantity / unit of time
<small>* required</small>		<small>NEM = Nutritional supplement</small>	<small>Quantity per D / M / Y etc.</small>

Save Cancel Delete

Medication up to now

A medication already entered may be edited by clicking onto this medication!

from	to	Medication or NEM	Quantity / unit of time
15.01.2003	12.12.2006	Vitamin D3	1000 UI / day
23.08.2005		Lipitor	20 mg / day

The following points have to be observed strictly when entering the **drugs**:

- **from**: date from which the drug was ingested.
- **to**: date from which the drug was discontinued. This field can be left blank in order to complete it later.
- **Medication**: Free input. Please check the spelling so that the drug can later be found by using the search function also in your data.
- **Quantity / Unit of time**: Free input.
Examples: 10 mg / day
 4 tablespoons / day
 3-month depot injection
 2x2 capsules / D
- **Medication up to now**: Once a medication is saved, it appears at the bottom of the screen.
- **Modifications of past medications**: Click onto the past medication you want to modify. This medication will then appear in the upper input fields. There you can modify the data. The modifications will only be saved once you click the "Save" button. Click the "Cancel" button if you want to dismiss the modifications before saving.
- **Deleting of past medications**: Click onto the past medication you want to delete. This medication will then appear in the upper input fields. The medication will be deleted by clicking onto the "Delete" button.

Attention: Always save your work in between as the system will logout automatically after 30 minutes without a saving action!

09 – Appreciations

Personal data
PSA values
Other values
Treatments
Drugs
Appreciations
Reports
Subs etc.

Self-appreciation of my past therapies

Instruction:
Click into applicable fields. The entries are automatically saved. Wrong entries are deleted by clicking again in the incorrect field.

		offene OP				
		yes, sure	rather yes	more or less	rather no	No
Course of therapy in general						
Are you satisfied with the course of the therapy?						
Has the treatment met your expectations?						
Are you satisfied with the course of the PSA-values?						
Was the castration level of testosterone (0,2 ng/ml, 20 ng/dl, 0,69 nmol/l) met by the ADT treatment?						

		No			yes, mild			severe		
Side effects of the therapy										
Urinary incontinence?	During therapy									
	1-4 weeks after therapy									
	2-4 months after therapy									
	5-12 months after therapy									
	More than 12 months after therapy									
Urinary retention?	During therapy									
	1-4 weeks after therapy									
	2-4 months after therapy									
	5-12 months after therapy									
	More than 12 months after therapy									
Loss of virility?	During therapy									
	1-4 weeks after therapy									
	2-4 months after therapy									

The system will create for any entered treatment a column with questions in order to evaluate this treatment.

- **Input:** For each question click the appropriate box with the mouse. The box will change the colour.
- **Corrections:** The entries can be deleted at any time by re-clicking the corresponding boxes or changed by clicking into a box on the same line.

10 – Reports



Reports: recording, editing or deleting

Date	PSA*	Personal reports
24.12.2006	0.01	I am fine and happily the virility is back at about 80%!

* last PSA-value

Save Cancel Delete

A report already entered may be edited by clicking onto this report!

Date ▲▼	PSA	Personal reports
13.12.2005	12.95	My father died at the age of 74. The cause was PCa. I decided for a RPE!
20.03.2006	0.01	After three month I am very satisfied. No more urinary problems. The virility is back by about 30 %.

The following points have to be observed when entering the **reports**:

- **Date:** date of your "diary entry". Choose import dates of your course of disease (date of initial diagnosis, dates of treatment etc.) if you are writing retroactively.
- **PSA value:** The last determined value prior or equal to that date. This allows seeing in the public area your PSA values corresponding to the date of the report.
- **Report:** You are completely free in the mode of your reports. Reports can be:
 - short and brief,
 - elaborate and detailed,
 - factual,
 - humorous and personal,
 - etc. etc.
- **Longer reports** can first be composed in a word processing program like Word and can then be transferred by "copy and paste".
- The **presentation** is knowingly kept simple. Formatting options were deliberately omitted.
- **Modifications of past reports:** Click onto the past report you want to modify. This report will then appear in the upper input fields. There you can modify the report. The modifications will only be saved once you click the "Save" button. Click the "Cancel" button if you want to dismiss the modifications before saving.
- **Deleting of reports:** Click onto the report you want to delete. This report will then appear in the upper input fields. The report will be deleted by clicking onto the "Delete" button.

- **Sorting in ascending or descending date:** The reports can be sorted by date in ascending or descending order. It might be useful to see the latest report on top if you have a lot or very long reports.

Attention: Always save your work in between as the system will logout automatically after 30 minutes without a saving action!

11 – Subs etc.

Personal data PSA values Other values Treatments Drugs Appreciations Reports Subs etc.

Manage my subscriptions

HorstKG

Pierrot

Terry Herbert

WernerS

[Delete marked subscriptions](#)

Data updates

Date	User	Characteristics	Treatments	Drugs	PSA values	Reports
24.07.2011	Terry Herbert	Characteristics				
22.07.2011	Terry Herbert	Characteristics	Treatments	Drugs		
21.07.2011	Terry Herbert	Characteristics	Treatments		PSA values	Reports
19.07.2011	WernerS		Treatments			
18.07.2011	WernerS			Drugs		
16.07.2011	WernerS				Other values	
15.07.2011	WernerS				PSA values	
08.07.2011	WernerS					Reports
07.07.2011	WernerS			Drugs	Other values	Reports
05.07.2011	WernerS				Other values	
04.07.2011	WernerS				PSA values	Other values
29.06.2011	HorstKG					Reports
28.06.2011	HorstKG				PSA values	

during the last 30 days

Registered users have the possibility to for them **subscribe interesting stories**. On this page one can delete subscriptions which are no longer desired.

12 – Logout

myProstate.eu [Home](#) [Contact](#) [Links](#) [Logout](#)

Prostate Cancer - Personal Reports
Search

Create report Personal data PSA values Other values Treatments Drugs Appreciations Reports Subs etc.

[Download-Center](#)

[Therapy appreciations](#)

[View reports](#)

Reports: recording, editing or deleting

Date	PSA*	Personal reports
	0	

* last PSA-value

You should undertake a logout after finishing your input if other people have access to your computer. The system will automatically logout if there was no input after 30 minutes.

13 – Link to your story on myProstate.eu

The screenshot shows the myProstate.eu website interface. At the top, there is a navigation bar with 'Home', 'Contact', 'Links', 'About us', and a 'Login' button. Below this is a green header with 'Prostate Cancer - Personal Reports' and a search bar. The main content area displays the profile for 'Peter Smith'. A red arrow points to the 'Characteristics' button, which is highlighted in yellow. Below the buttons, there are two tables: 'Personal data' and 'Data at initial diagnosis'. The 'Personal data' table lists: Visible name: Peter Smith, Ctry: UNITED KINGDOM (Great Britain), State/Province: (blank), Year of birth: 1946. The 'Data at initial diagnosis' table lists: Date: 10.12.2003, Age at diagnosis: 57, PSA: 4.50, Biopsied?: Yes, TUR-P?: No.

- Go to the **public area**.
- Open your report.
- Click onto the "**Characteristics**" button.
- The address in the **address-field of your browser** is the link to your story.

The link for Peter Smith is: <http://www.myprostate.eu/?req=user&id=276>

The number at the end represents your ID at www.myProstate.eu

- You can now publish this link in your own homepage or Facebook or e-mails.