

Contents

➤ 01 – Searching for initial treatment	Page 1
➤ 02 – Own selections	Page 1
➤ 03 – Result tables of a predefined or a own selection	Page 2
➤ 04 – Choosing of a personal report	Page 3
➤ 05 – Viewing of a personal report	Page 4
➤ 06 – Subs – Subscription of reports	Page 9
➤ 07 – Send a personal message	Page 9
➤ 08 – Printing of a report	Page 10

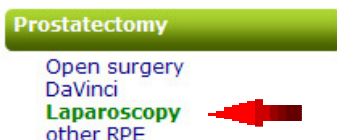
myProstate.eu is optimized for a screen resolution of at least 1280 pixels due to the substantial tables and graphics.

01 – Searching for initial treatment

The menu bar on the left side of the screen lists the categories for the initial treatments e.g.:



Selection will display a table of all users who have chosen a kind of **radical prostatectomy** as their initial treatment.



Selection will display a table of all users who have chosen **Laparoscopy** as their initial treatment.

02 – Own selection

You can select all users within your choice with all or some of the factors shown. In this example: age and PSA value at initial diagnosis.

own selection

Age at diagnosis: from to
PSA value: from to
Gleason-Sum: from to

This selection will displays all users at the age 50 to 60 and with a PSA value between 5 and 10.

There are a lot of other selection possibilities like TNM-stages, Gleason-Score, country and date of first diagnosis etc.

Self-selection of treatment sequences

Multiple choice

Initial treatment:*

- Active Surveillance
- Watchful Waiting
- Open surgery
- open surgery + ADT
- open surgery + RT
- Laparoscopy
- Laparoscopy + ADT
- Laparoscopy + RT
- DaVinci
- DaVinci + ADT
- DaVinci + RT
- other RPE
- LDR-Brachy
- LDR-Brachy + ADT
- HDR-Brachy
- HDR-Brachy + ADT
- IMRT
- IMRT + ADT
- Protons
- Protones + ADT

Multiple choice

Second treatment:*

- Active Surveillance
- Watchful Waiting
- Open surgery
- open surgery + ADT
- open surgery + RT
- Laparoscopy
- Laparoscopy + ADT
- Laparoscopy + RT
- DaVinci
- DaVinci + ADT
- DaVinci + RT
- other RPE
- LDR-Brachy
- LDR-Brachy + ADT
- HDR-Brachy
- HDR-Brachy + ADT
- IMRT
- IMRT + ADT
- Protons
- Protones + ADT

Selection displays all users which have chosen **open surgery** as their first treatment and **IMRT** as their second treatment.

03 – Result tables of a predefined or a own selection

All Reports

Choose language: all or and and and



Stars
 Initial diagnosis 0 - 5 years ago
 * Initial diagnosis 5 - 10 years ago
 ** Initial diagnosis 10 - 15 years ago
 *** Initial diagnosis more than 15 years ago

St
 N = new
 U = update
 F = due
 † = †

Status
 Newly registered in the last 30 days
 Update under 3 months old
 Last update was made more than 9 month ago.
 Unfortunately, we have received a death notice.

L	ST	Personal information				Details at diagnosis				Initial treatment			Second treatment			Third treatment			
		Name	Age	Ctry	Stars	Date	Age	PSA	GS	T-Stage	Date	PSA	Treatment	Date	PSA	Treatment	Date	PSA	Treatment
	N	Bernddb	56	A		14.06.11	57	4.8	3+3										
	N	zdeno	49	A		18.01.11	49	154	5+5		10.02.11	154	ADT1						
	N	Wolf48	63	D		01.04.11	63	12.2	3+3	pT1c3									
	N	Kahului	78	D		31.08.10	78	951	+										
	N	kummer54	57	CH		28.02.11	57	9.1	+										
	N	Terry Herbert	69	AUS	**	12.08.96	54	7.2	3+4	T2b	12.08.96	7.2	Active Surv.	10.06.04	8.6	TUR-P	01.05.07	0.2	ADT1
	N	bob.smith	64	USA		10.10.07	60	4.2	3+3	T1c									

The results are shown in the following order of the second column:

N = newly registered

U = update

F = Far overdue. Last update was made more than 9 months ago.

† = deceased

Instructions for searching and viewing reports

Choose language: all or  and  and   and 

Here you can choose the language of the reports to be displayed.

- ▲ ▼ Columns can be sorted in ascending or descending order. Click on to the desired arrow with the mouse. The column will be sorted and the arrow gets red. (▲ ▼)







Details at diagnosis				
Date	Age	PSA	GS	T-Stat.
▲▼	▲▼	▲▼	▲▼	▲▼
09.03.09	50	0.5	4+3	cT2b
27.05.08	47	1.0	3+3	Tx
19.11.02	45	1.6	+	

In this case the **PSA values at the initial diagnosis** are sorted in ascending order.

Initial treatment		
Date	PSA	Treatment
▲▼	▲▼	▲▼
01.07.11	7.9	DaVinci
10.05.11	7.7	Open surgery
17.03.11	10.1	DaVinci

In this case the **date of the initial treatment** is sorted in descending order. This means that the user who was treated for the first time at the latest date will be displayed on top.

04 – Choosing of a personal report

L	ST	Personal information			Details at diagnosis					Initial treatment			Second treatment			Third treatment				
		Name	Age	Ctry	Stars	Date	Age	PSA	GS	T-Stat.	Date	PSA	Treatment	Date	PSA	Treatment	Date	PSA	Treatment	
▲▼	▲▼	▲▼	▲▼	▲▼	▲▼	▲▼	▲▼	▲▼	▲▼	▲▼	▲▼	▲▼	▲▼	▲▼	▲▼	▲▼	▲▼	▲▼	▲▼	▲▼
		lux69	69	B	★★	22.11.00	59	7.6	2+2	T2b	14.12.00	7.6	Open surgery							
	U	HorstKG	69	AUS		22.12.08	67	4.4	3+4	T2c	20.01.09	4.9	Open surgery							
	N	Terry Herbert	69	AUS	★★	12.08.96	54	7.2	3+4	T2b	12.08.96	7.2	Active Surv.	10.06.04	8.6	TUR-P	01.05.07	0.2	ADT1	
	N	bob smith	64	USA		10.10.07	60	4.2	3+3	T1c										
	U	Pierrot	64	CH		27.07.09	63	5.5	+		24.07.09	5.5	Watchful Wait.							
	U	iurqvw	75	CH	★★	17.09.00	65				10.00	208	ADT2	27.02.06	5	other ADT	05.07.06	20.9	Chemotherapy	

A personal report will be displayed by clicking onto a name or onto the green bar.

Last report 86 days ago

A small info window appears stating when the last report was recorded by this user if the cursor remains a short moment on a name or a line.



05 – Viewing of a personal report

After selecting a user, the first page with the details of his experiences appears showing:

- **Personal data + diagnosis**
- all **treatments** carried out incl. dates of treatments
- all **drugs** taken incl. duration (from-to dates) and the quantities

Pierrot

Characteristics Graphics PSA-DT Appreciations Reports

Abo  

Personal data
+ Appreciations
+ Post surgery findings

Personal data	
Visible name:	Pierrot
Ctry:	SWITZERLAND (Confederation of Helvetia)
State/Province:	Solothurn
Year of birth:	1946
Age:	64
Occupation:	Selbständiger Teilzeitrentner
Hobbies:	Pilze sammeln und fotografieren
My Website:	www.myProstate.eu

Data at initial diagnosis	
Date:	27.07.2009
Age at diagnosis:	62
PSA:	5,46
Biopsied?	No
TUR-P?	No
Gleason Score:	
TNM-Stages:	
Remark:	

Maximum measured prostate volume	
Date:	19.07.2010
PSA:	4,57
Volume in ml or cm ³ :	60

Postoperative pathological data	
Date:	
Gleason Score:	
pTNM-classification:	
Margins:	
p-L-V-P-G-Findings:	
See report of:	

Treatments

from	to	PSA**	Type	Clinic	City
24.07.09		5.48	Watchful Waiting	ambulant	

** PSA level at the start of the treatment

Drugs

from	to	Medication	Quantity / unit of time
01.07.06	26.06.10	Sortis	1 x 20 mg / T
15.06.08		Pradif T	1 x 0.4 mg / T
04.07.09		GranaProstan	4 Kapseln / T
01.09.09		Leinöl	2 EL / T
04.11.09		Tomatenmarkpulver	2 TL in Wasser
19.07.10		Prostagutt-F	1 Kapsel / T

NEM = Nutritional supplement Quantity per D / M / Y etc.

Clicking the "**Graphics**" button will display two graphics with the PSA progression, one with linear and one with logarithmic scale. Further graphics of other values (for example testosterone, free PSA, CGS etc.) might be displayed if entered by the user.

Pierrot

Characteristics

Graphics

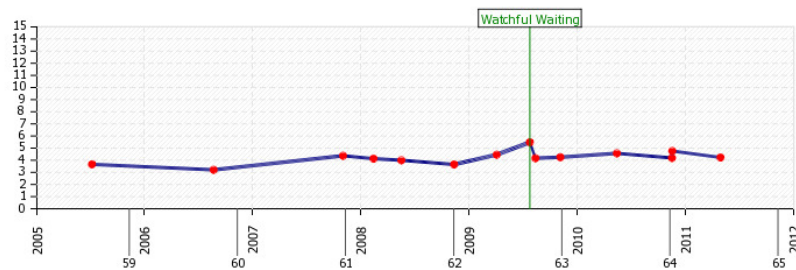
PSA-DT

Appreciations

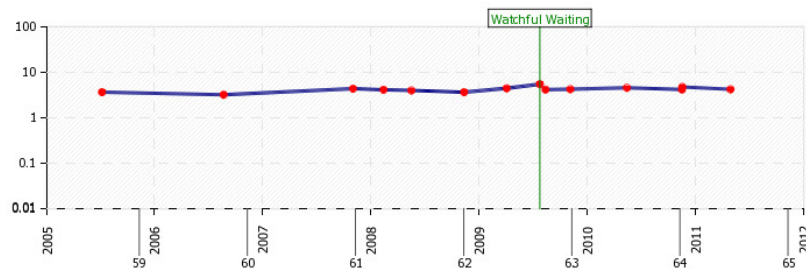
Reports

Abo  

PSA-History
ng/ml
linear



PSA-History
ng/ml
logarithmic



Clicking the "PSA-DT" button will display a table with the PSA values and the PSA doubling times in years. The doubling times will be calculated backwards for 1, 2 or 4 periods.

Pierrot

Characteristics

Graphics

PSA-DT

Appreciations

Reports

Abo  

PSA doubling times in years

* Calculated backwards for 1, 2 and 4 periods.
Limit = 3 years

Calculation of doubling times in days:

Doubling time in years:

Doubling time in days:

Date	PSA	1 period*	2 periods*	4 periods*
06.07.2005	3.66			
21.08.2006	3.21	--		
01.11.2007	4.37	2.69	9.08	
12.02.2008	4.13	--	4.07	
16.05.2008	4.00	--	--	22.34
10.11.2008	3.65	--	--	12.00
03.04.2009	4.46	1.36	5.62	48.34
24.07.2009	5.48	1.03	1.20	3.54
12.08.2009	4.17	--	--	20.67
04.11.2009	4.25	8.40	--	4.48
14.05.2010	4.57	5.00	5.70	31.64
16.11.2010	4.19	--	--	--
17.11.2010	4.76	0.01	8.72	6.63
29.04.2011	4.23	--	32.77	--

PSA doubling times of <3 years will be displayed in red!

Doubling times in the column "4 periods" are more meaningful because measurement errors and special effects are more likely eliminated. The interpretation of the doubling times should be made by an expert.

Clicking the "**Appreciations**" button will display the effects of therapies made by the user. Each therapy undertaken can be assessed individually. For example, if two ADT1-treatments have been made, each will be assessed separately.

Pierrot

Characteristics

Graphics

PSA-DT

Appreciations

Reports



Self-appreciation of my past therapies

		Watchful Wait.				
		yes, sure	rather yes	more or less	rather no	no
Course of therapy in general						
Are you satisfied with the course of the therapy?		<input type="checkbox"/>	<input type="checkbox"/>	<input type="checkbox"/>	<input type="checkbox"/>	<input type="checkbox"/>
Has the treatment met your expectations?		<input type="checkbox"/>	<input type="checkbox"/>	<input type="checkbox"/>	<input type="checkbox"/>	<input type="checkbox"/>
Are you satisfied with the course of the PSA-values?		<input type="checkbox"/>	<input type="checkbox"/>	<input type="checkbox"/>	<input type="checkbox"/>	<input type="checkbox"/>
		No	yes, mild	severe		
Side effects of the therapy						
Urinary incontinence?	During therapy	<input type="checkbox"/>	<input type="checkbox"/>	<input type="checkbox"/>		
	1-4 weeks after therapy	<input type="checkbox"/>	<input type="checkbox"/>	<input type="checkbox"/>		
	2-4 months after therapy	<input type="checkbox"/>	<input type="checkbox"/>	<input type="checkbox"/>		
	5-12 months after therapy	<input type="checkbox"/>	<input type="checkbox"/>	<input type="checkbox"/>		
	More than 12 months after therapy	<input type="checkbox"/>	<input type="checkbox"/>	<input type="checkbox"/>		
Urinary retention?	During therapy	<input type="checkbox"/>	<input checked="" type="checkbox"/>	<input type="checkbox"/>		
	1-4 weeks after therapy	<input type="checkbox"/>	<input type="checkbox"/>	<input type="checkbox"/>		
	2-4 months after therapy	<input type="checkbox"/>	<input type="checkbox"/>	<input type="checkbox"/>		
	5-12 months after therapy	<input type="checkbox"/>	<input type="checkbox"/>	<input type="checkbox"/>		
	More than 12 months after therapy	<input type="checkbox"/>	<input type="checkbox"/>	<input type="checkbox"/>		
Loss of virility?	During therapy	<input type="checkbox"/>	<input type="checkbox"/>	<input type="checkbox"/>		
	1-4 weeks after therapy	<input type="checkbox"/>	<input type="checkbox"/>	<input type="checkbox"/>		
	2-4 months after therapy	<input type="checkbox"/>	<input type="checkbox"/>	<input type="checkbox"/>		
	5-12 months after therapy	<input type="checkbox"/>	<input type="checkbox"/>	<input type="checkbox"/>		
	More than 12 months after therapy	<input type="checkbox"/>	<input type="checkbox"/>	<input type="checkbox"/>		

Clicking the "**Reports**" button will display the written reports. These might be sorted in ascending or descending order. ▲▼

Pierrot

Characteristics Graphics PSA-DT Appreciations **Reports** Abo




Translate into:   

Reports

Date ▼	PSA	Personal reports
03.04.2009	4.46	Weil mein PSA-Wert innert 5 Monaten von 3.65 auf 4.46 gestiegen ist und weil mein Vater 74-jährig an Prostatakrebs gestorben ist, beginne ich mich langsam Sorgen zu machen. Mein Hausarzt ist der Meinung, dass ich jetzt biopsiert werden sollte. Doch der Spruch meines Vater "Krebs + Blut = Metastasen" hallt mir immer noch im Kopf! Dank dem Prostata-Forum finde ich schnell die gewünschten Infos zu Diagnostik und Therapien.
27.07.2009	5.48	Da diverse Fachberichte aussagen, dass Granatapfelelixiere die PSA-VZ deutlich vergrössern wurden, nehme ich seit anfangs Juli täglich 4 Kapseln GranaProstan. Dann am 24.7.09 der Schock! Der PSA-Wert steigt nochmals rapide an. Die PSA-VZ sinkt auf 1 Jahr. Da ich inzwischen das Buch von Dr. Stephen B. Strum "Ein Ratgeber zu Prostatakrebs" gelesen habe (sehr empfehlenswert), läuten bei mir die Alarmglocken. Und da das freie PSA schon seit Jahren im roten Bereich liegt, gehe ich davon aus, dass ich nun auch PK habe. Für den Fall der Fälle informiere ich mich über die diversen Therapiemöglichkeiten. Zuerst steht HIFU im Vordergrund, dann DaVinci, dann 3-fach HB und zuletzt LDR-Bachy.
15.08.2009	4.17	Im Forum wird mir gesagt, dass ich zuerst abklären solle, ob nicht eine Prostatitis vorliegen würde. Und da ich weiss, dass man vor dem PSA-Test zwei Tage nicht Velo fahren sollte und weil ich eine Woche vor dem letzten Test von einer 6000 km langen Carreise ans Nordkap zurückgekommen bin, beantrage ich nach 3 Wochen einen neuen PSA-Test, in der Hoffnung, dass die Prostata durch die lange Reise und das lange Sitzen im Bus gereizt war. Der PSA-Wert ist nun wieder auf 4.17 gefallen. Mein Hausarzt möchte immer noch biopsieren, mein Urologe meint, dass man noch zuwarten und den nächsten PSA-Test in 6 Monaten abwarten sollte. So lange möchte ich nicht warten und nehme mir vor, in drei Monaten (November) den nächsten Test vorzunehmen. Meine Strategie ist nun folgende: Obwohl nicht biopsiert, verhalte ich mich so, als hätte ich Prostatakrebs mit GS < 7 und betreibe Watchful Waiting. D.h. ich werde jetzt durch Nahrungergänzungsmittel, Diät etc. versuchen, einen möglichen PK in Schach zu halten. In Grenzbereichen, wie in meinem Fall, fehlen eigentlich Richtlinien und Verhaltensregeln. Hier wäre noch Handlungsbedarf.
01.11.2009	4.25	Der PSA-Wert hat sich in den letzten drei Monaten kaum verändert. Seit anfang September nehme ich jetzt täglich 2 Fl 1 einöl (reich an Omega-3) und ab heute 2 TI

If a report is written in a foreign language you can have it translated by Google into the language of your choice by clicking onto the appropriate flag.

Reports

Translate into:   

Date ▼	PSA	Personal reports
03.04.2009	4.46	Weil mein PSA-Wert innert 5 Monaten von 3.65 auf 4.46 gestiegen ist und weil mein Vater 74-jährig an Prostatakrebs gestorben ist, beginne ich mich langsam Sorgen zu machen. Mein Hausarzt ist der Meinung, dass ich jetzt biopsiert werden sollte. Doch der Spruch

06 – Subscription of reports

Pierrot

Characteristics

Graphics

PSA-DT

Appreciations

Reports

Abo  

Clicking the "**Abo**" button allows you to subscribe to future reports of this user. Subscribed reports will be sent by e-mail.

Only registered user can subscribe and administrate reports!

See the "Instructions for registration and recording of your own PCa-history".

07 – Personal Message

Pierrot

Characteristics

Graphics

PSA-DT

Appreciations

Reports

Abo  

Clicking the "**Mail**" symbol allows you to send a personal message to the user.

The name and the e-mail address of the recipient are not visible!

The recipient can then decide whether he wants to answer and reveal his real name.

myProstate.eu does not store any personal messages and has no insight into these.

Personal message to Pierrot



from Name:*
Prenome:*
E-Mail:*

Personal message:*

For the spam protection please enter both words.

idurch elaborate



stop spam.
read books.

For help please click [here](#)

Send message

The sender will receive a copy of the personal message to the e-mail address he indicated.

If you are logged in the spam-protection is set off!

08 – Printing of reports

Pierrot


Characteristics

Graphics

PSA-DT

Appreciations

Reports



Clicking the "**Printer**" symbol allows you to print the report including

- Characteristics
- Graphics
- PSA-DT
- Reports

The "Appreciations"-reports on effects will not be printed.